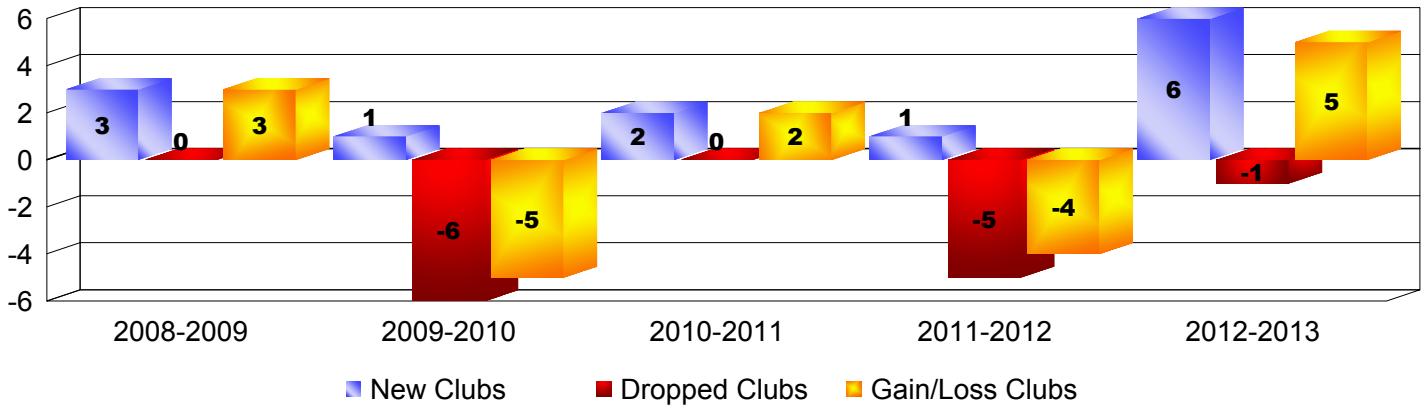
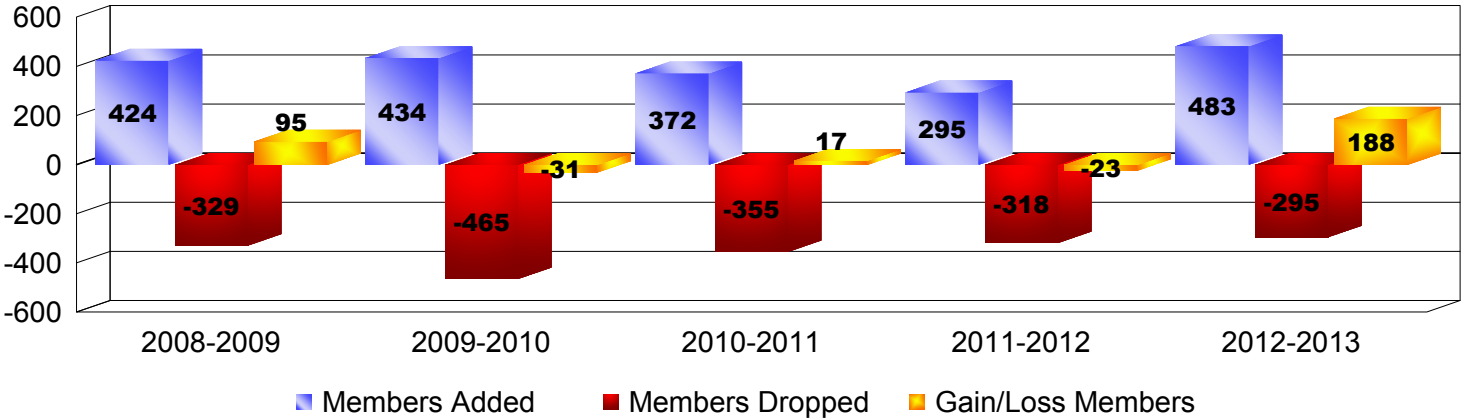


Year	New Clubs	Dropped Clubs	Gain/Loss Clubs	New Members	Charter Members	Reinstate Members	Transfer Members	Total Member Added	Total Members Dropped	Gain/Loss Members
2008-2009	3	0	3	323	65	34	2	424	-329	95
2009-2010	1	-6	-5	374	25	27	8	434	-465	-31
2010-2011	2	0	2	280	54	32	6	372	-355	17
2011-2012	1	-5	-4	253	30	8	4	295	-318	-23
2012-2013	6	-1	5	280	171	29	3	483	-295	188
Average	3	-2	0	302	69	26	5	402	-352	49

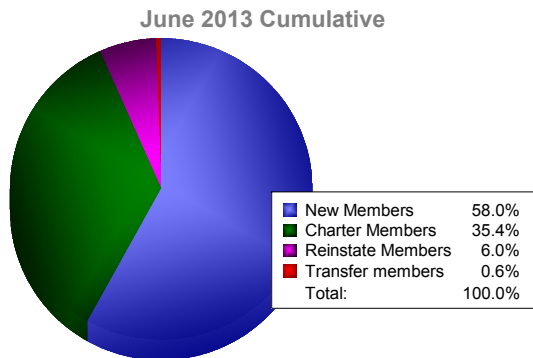
Clubs



Members



Membership Composition



Gender Comparison

